

Our Invisalign Patient Journey



YOUR LIFE TRANSFORMING DENTIST

Which braces will give me that Hollywood smile?

What are my options?

Fixed Braces

This is normally the best way to move your teeth. Even in difficult cases, this is generally the most recognised option to straighten your teeth.

Disadvantages are:

- They don't look nice, 'train tracks' is a popular term for these braces.
- They are most uncomfortable and can sometimes shred your cheeks.
- The wire can be very sharp when it breaks.
- They are difficult to keep clean.


Removable Devices

These are put in the mouth to move teeth. You can only produce certain movements with them.

Disadvantages are:

- They are big and clunky, which means they are uncomfortable and affect your speech.
- You can only do a limited amount of straightening and are not used for more complex cases.

Clear Aligners



This is what Invisalign is. The aligners are made from thin, clear plastic. You will get a batch of them when you start treatment. Each week you put a new one in, which will move your teeth a little. As you progress through the aligners the teeth will gradually move.

There are a few alternatives to Invisalign, however they are much newer, and more recent companies don't have the science and data behind them. They are cheaper, but are nowhere near as good as Invisalign, and that's why we now only use this option. The company behind Invisalign is the one that invented clear aligners, and it is still streets ahead of the competition.

Advantages of using Invisalign over other methods such as fixed braces:

- Looks really good (almost invisible)
- Very comfortable to wear (you don't get ulcers)
- They are removable.

As there are more advantages than disadvantages, most of our patients are now choosing this method.

[In terms of the disadvantages](#), Invisalign takes a little longer than fixed braces and it can't tackle the most complex malocclusions.

You can switch from braces to Invisalign if you want, and vice versa.



How do we get started with Invisalign?

1 - Examination

The first thing to do is have your teeth checked by us. The last thing you want to do is have your teeth straightened if you have decay or periodontitis (moderate to severe gum disease). Do not worry, we will get your dental health in tip top condition before we start your Invisalign treatment.

2 - Digital scan

This is instead of having to take those awful impressions of your own teeth. (We use a 5G Tero Scanner, top of the line scanner for Invisalign) A full mouth digital scan is quick, easy and so much more relaxing than having impressions taken.

3 - OPT

This is an Xray of your full mouth.


4 - Photographs of your smile and intra oral photos to show you everything so YOU can advise what you are unhappy about and wish to straighten.

5 - Clincheck

This will usually come back within a week and it will show you what your smile will look like at the end of treatment. Anything we don't like we can change, and we don't start until you are 100% happy. Once you're happy we approve it and it takes about 10 days for the aligners to come back.

6 - Fit aligners

This is normally a long appointment, around 60 minutes, as we need to add the attachments onto your teeth. The attachments are like tiny white fillings on your teeth this works alongside the aligners and speed up the movement of your teeth with Invisalign.



What happens at the end of Invisalign treatment?



1- We remove your attachments

2- Final digital scan

We take another scan and make retainers. The retainers look very much like Invisalign, and you have to wear them every night for the rest of your life. If you lose them, we can make another set quickly as the digital file is securely stored by us.

3- Fit retainer and carry out tooth whitening

We will give you a Phillips Zoom whitening system to make your newly straightened teeth even more perfect.

Who is
an ideal
Invisalign
candidate?

Anyone who is self-conscious to smile. Invisalign works for both children and adults. Men and women in their later age have had Invisalign with amazing results.



Invisalign costs.

We, at Falkirk Dental Care are here to help you

Invisalign with Falkirk Dental Care includes everything from start to finish, including tooth whitening and retainers. We have very experienced Invisalign dentists and orthodontists in our practices and offer a pain free service, with intra oral scanners, and the latest equipment required to give you the best patient journey.

What do I pay & how do I pay?

A complete Invisalign treatment plan costs from as little as £1,800. Following your initial consultation and assessment we will let you know what your treatment plan will be.

There are a few ways to pay for your treatment:

You can pay 50% deposit and pay increments at each appointment until your treatment is completed.

0% finance is available over 12 or 24 months so you can pay for your treatment in equal monthly payments. With the interest free (0% no hidden costs) finance, you can have your desired smile for as little as £2.70 per day.

If you would like to take finance for longer, you can pay up to 5 years interest bearing.

You can also pay the full cost of the treatment before you start your Invisalign journey.

FAQs

Are aligners painful to wear?

Invisalign is generally the most comfortable way to straighten your teeth. The first week is a bit uncomfortable as you get used to the aligners, but after this you will be happy. Teeth sometimes ache a little but it's very minimal and not something that will bother you.

How long does Invisalign take compared to braces?

This all depends on how crooked your teeth are. Normally, fitted braces are quicker, Invisalign treatment can be as short as three months. On average, cases take about a year from start to finish.

Can Invisalign fix receding gums?

No, you need to see your own Dentist to refer to have this treated or we can also refer to either one of our own providers or outwith the practice to specialists.

If you would like to discuss Invisalign ...

Email: info@falkirkdentalcare.com

Call: 01324 460708 & ask for Neringa.

How to stay safe during your Invisalign treatment.

Hygiene tips for patients.



Your health is our utmost priority.

That's why, amidst the COVID-19 pandemic, we'd like to share with you some simple hygiene tips that you can follow to help you stay healthy during your Invisalign treatment.

Keep your aligners clean

- Wash your hands thoroughly before handling your Invisalign aligners.
- Clean your aligners with a soft bristle toothbrush, water and a small amount of toothpaste.
- Clean the outside of your aligners by brushing them on your teeth, then remove your aligners to clean the inside surface.

Check your aligners

Prior to each insertion, and before bed, inspect your clear aligners for any cracks and deformation. Severe cracks or deformities should be reported to your Invisalign doctor immediately.

Reduce infection risk by...



- 1. Washing your hands** thoroughly before handling your Invisalign aligners, especially before putting them into your mouth.



- 2. Keeping your aligners in their case** when you are not wearing them.




- 3. Washing your aligner case** with soap and water each time you clean your aligners.

...and if you test positive for COVID-19, or come down with any of the related symptoms:

- Follow the above cleaning instructions.
- **Contact your health care provider**, who will advise you as to whether or not you should continue to wear your aligners whilst you are unwell.

If you do have to stop wearing your Invisalign aligners when you are unwell, please contact your Invisalign doctor. Once you have recovered, they will advise you on how best you can restart your treatment.



Invisalign System Frequently Asked Questions.



What is Invisalign?

Invisalign is the virtually invisible way to straighten your teeth and achieve the smile you've always dreamed of. Using advanced 3D computer-imaging technology, Invisalign depicts your complete treatment plan based on your Invisalign Provider's prescription, from the initial position of your teeth to the final desired position. Then a series of clear aligners are custom-made for your teeth – and your teeth only – to move them little by little. Each aligner is worn for 1-2 weeks before being replaced by the next in the series, gradually moving towards the projected final position. Your Invisalign treatment time will be determined by your Invisalign Provider, based on your specific needs.

What are the benefits of Invisalign?

Invisalign aligners are nearly invisible. No one may even notice that you're wearing these virtually invisible aligners, making Invisalign a seamless fit with your lifestyle and day-to-day interactions with others.

Invisalign aligners are removable giving you the flexibility to eat and drink what you want during treatment by simply removing the aligners. And you can also remove the aligners to brush and floss as you normally would for fresh breath and to maintain good oral hygiene.

Unlike traditional fixed braces, there are no metal brackets or wires. This means that in most cases less time is spent in your Invisalign Provider's practice for adjustments.

And finally, Invisalign allows you to view your virtual results and treatment plan before you even begin treatment so you can see how your teeth are expected to look when your treatment is complete.

Is this a new way to straighten teeth?

Dentists or orthodontists have, in the past, successfully used removable appliances for years. But with the application of Align Technology's 3D computer technology and mass-customisation, the Invisalign System can be used to treat a wide range of patients who want straighter teeth. The unique ClinCheck® software allows patients to see their treatment plan from beginning to end even before the start of treatment.

How old is the company?

Align Technology, Inc., the company that manufactures Invisalign, was founded in 1997.

How old is the technology?

In 1945, Dr. H.D. Kiesling envisioned that one day modern technology would enable the use of a series of tooth positioners to produce the kinds of movements required for comprehensive orthodontic treatment. Align Technology has made this vision a reality. Using advanced computer technology, Align Technology produces Invisalign, a series of customised clear aligners. Each aligner is worn sequentially by the patient to produce gradual tooth movements in both upper and lower arches.

How many patients are being treated with Invisalign?

More than 8 million patients worldwide have been treated with Invisalign. The number of Invisalign smiles grows daily.

Where is Invisalign available?

Invisalign is sold in over 45 countries using a direct sales model in the US, Canada, Europe, China, Japan, Asia Pacific, Latin America and the Middle East, and supported by distributors in smaller emerging growth countries in Europe, Middle East and Africa (EMEA) and Latin America.

How much does Invisalign cost?

As with other types of orthodontic treatment, the cost of Invisalign is dependent on the complexity of your issue and your course of treatment. As a general rule the cost is comparable to traditional fixed braces. And, although only an Invisalign Provider is able to fully determine your cost, prices for Invisalign treatment are generally between £2,500 - £4,500. However, if only minor tooth movement is required, prices could start from £1,500.

How do I get started with Invisalign?

Make an appointment with an Invisalign Provider for an initial consultation. Find an Invisalign Provider in your area today.

How does Invisalign work?

Invisalign aligners move teeth with an appropriate placement of controlled movement on the teeth. Unlike traditional braces, Invisalign not only controls the amount of movement per aligner, but also the timing of the movement. So at each stage, only certain teeth are allowed to move, as per the Invisalign treatment plan for that particular stage. This results in an efficient force delivery system that moves teeth into the desired prescribed position.

What are aligners made of and what do they look like?

The virtually invisible aligners are made of strong medical grade thermoplastic material, uniquely developed for the Invisalign System. The aligners are custom-made for you and fit snugly over your teeth.

Can I go to any dental practitioner for treatment with Invisalign?

While Invisalign can be used with virtually any treatment philosophy, special training is needed. All orthodontists and dentists interested in treating patients with Invisalign must attend training to become qualified and proficient in the various requirements for treating patients before treatments will be accepted from their office. More than 82,000 dentists and orthodontists worldwide are already trained to treat patients using Invisalign. Find an Invisalign Provider near you.

What is the minimum age of a patient that a doctor can treat with Invisalign?

With experience, an Invisalign Provider can use Invisalign to treat malocclusion for a majority of adults and adolescents who want a better smile. For teenagers, talk to your Invisalign Provider to see if Invisalign Teen may be the right treatment option for your child.

How often must I see my Invisalign Provider once I have started treatment?

Appointment intervals are generally the same as with traditional braces but can be much quicker with less time spent in the dentists' or orthodontists' chair during appointments as no adjustments need to be made to wires/brackets. Patients typically visit their Invisalign Provider every 4 to 6 weeks to ensure the treatment is progressing as planned, and to receive their next few sets of Invisalign aligners, but your Invisalign Provider will decide based on your treatment.

How long does the Invisalign treatment take?

The total duration of treatment depends on the complexity of the treatment and is generally comparable to that of traditional braces. Typically treatment can last between 3 and 18 months. During your consultation, your Invisalign Provider can provide you with more detailed information.

Is the Invisalign treatment painful?

Some people may experience temporary, minor discomfort for a few days, at the beginning of each new stage of treatment when they insert a new aligner. This is normal and is typically described as a feeling of pressure. It is a sign that the aligners are working – moving your teeth gradually, helping you to achieve the final results. This discomfort typically goes away in a couple of days.

Does the procedure work on overbites?

An Invisalign Provider can use Invisalign to treat overbites in the vast majority of adults and adolescents. Consult an Invisalign Provider to determine whether Invisalign is suitable for you.

Are there certain dental conditions that automatically exclude someone from being an eligible patient?

Only your Invisalign Provider can determine if you are a good candidate for Invisalign treatment.

Are bridges a factor in Invisalign treatment?

Because bridges firmly link two or more teeth together, they offer significant resistance to tooth movement. Your Invisalign Provider will be able to determine whether bridges will be a factor in your treatment.

Are crowns a factor in Invisalign treatment?

Crowns (tooth caps) are usually not a factor in Invisalign treatment. However, sometimes small tooth-coloured composites called "attachments" are bonded onto teeth to help achieve certain movements and are more difficult to bond on crowns than teeth. In these cases, the location of crowns must be carefully evaluated. An Invisalign Provider can provide further advice.

Can Invisalign close gaps?

Yes. Spaces between teeth are generally easy to close with Invisalign. Consult an Invisalign Provider to determine whether Invisalign is suitable for you.

Will TMJ affect Invisalign treatment?

To find out if your TMJ problem will adversely impact treatment, consult an Invisalign Provider.

TMJ refers to the temporomandibular (jaw) joint. People with a TMJ condition can have a number of problems with the jaw joint, some of which can be aggravated by appliances and treatments like Invisalign, and some which can improve, remain the same or even cause the condition to deteriorate.